

The Abbot

📍 1-30 Brattle St, Cambridge, MA 02138

THE ABBOT



Located at the entrance to Harvard University in a highly sought-after location with strong demographics.

Center Size: 64,416

Spaces Available: 3

Within 3 Miles

Population	484,501
Avg. Household Income	171,381
Avg. Home Value	\$1,219,155
Annual Visits	754,988
Vehicles Per Day	11,101


The Abbot

📍 1-30 Brattle St, Cambridge, MA 02138

THE ABBOT

Street Level

SPACE	TENANT	SF
110	CAVA	1,995
120	CHASE BANK	4,749
125	EL JEFE'S TAQUERIA	2,621
130	STARBUCKS	1,575
140	SOBOL	776
160	UNION SQUARE DONUTS	290



1 of 1 (Street Level Site Plan)

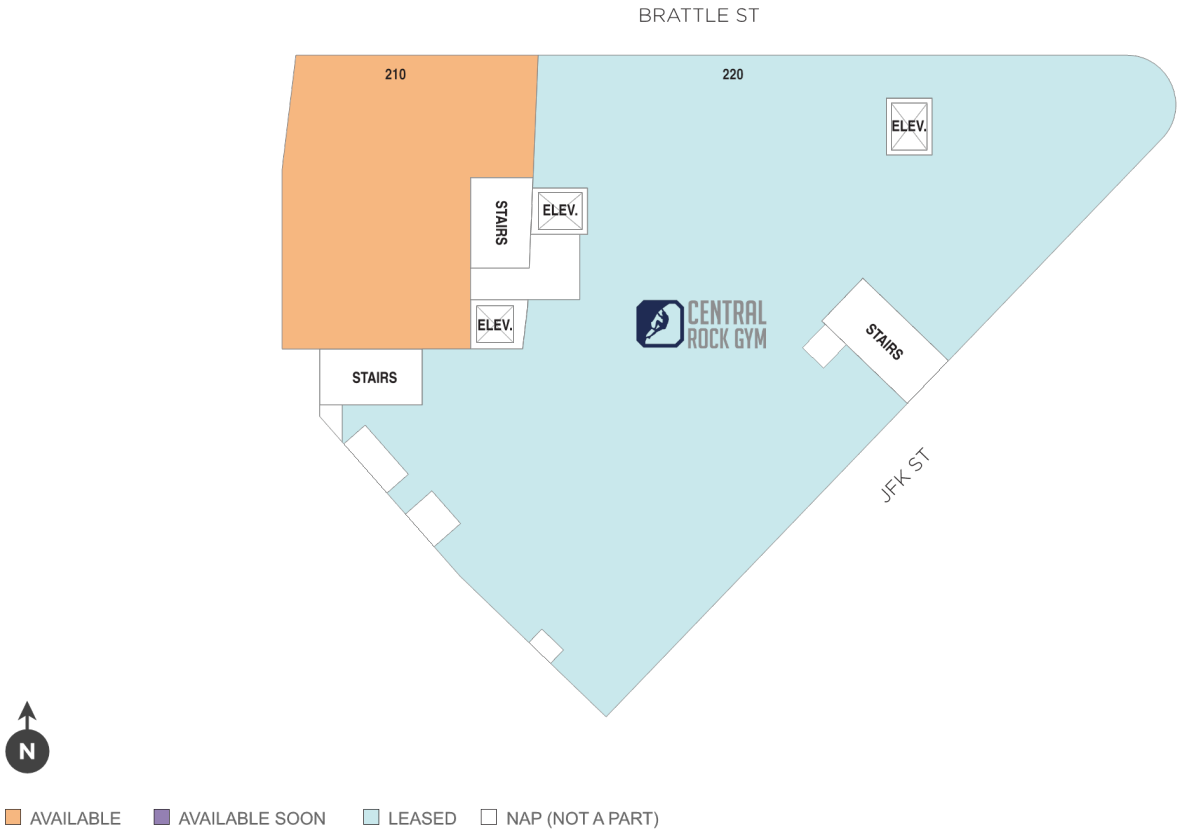
The Abbot

1-30 Brattle St, Cambridge, MA 02138

THE ABBOT

Second Level

SPACE	TENANT	SF
210	AVAILABLE	3,107
220	CENTRAL ROCK GYM	11,368



1 of 1 (Second Level Site Plan)

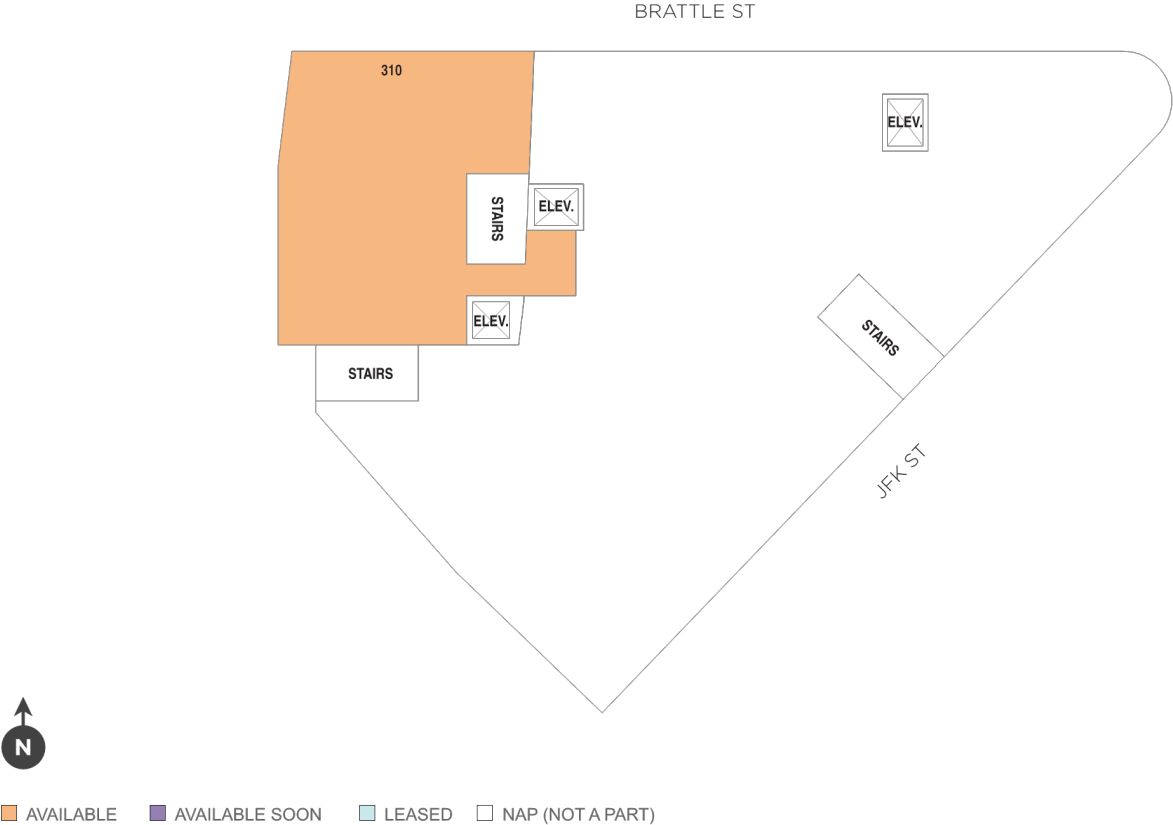
The Abbot

📍 1-30 Brattle St, Cambridge, MA 02138

THE ABBOT

Third Level

SPACE	TENANT	SF
310	AVAILABLE	3,349



1 of 1 (Third Level Site Plan)

This site plan is not a representation, warranty or guarantee as to size, location, identity of any tenant, the suite number, address or any other physical indicator or parameter of the property and for use as approximated information only. The improvements are subject to changes, additions, and deletions as the architect, landlord, or any governmental agency may direct or determine in their absolute discretion.

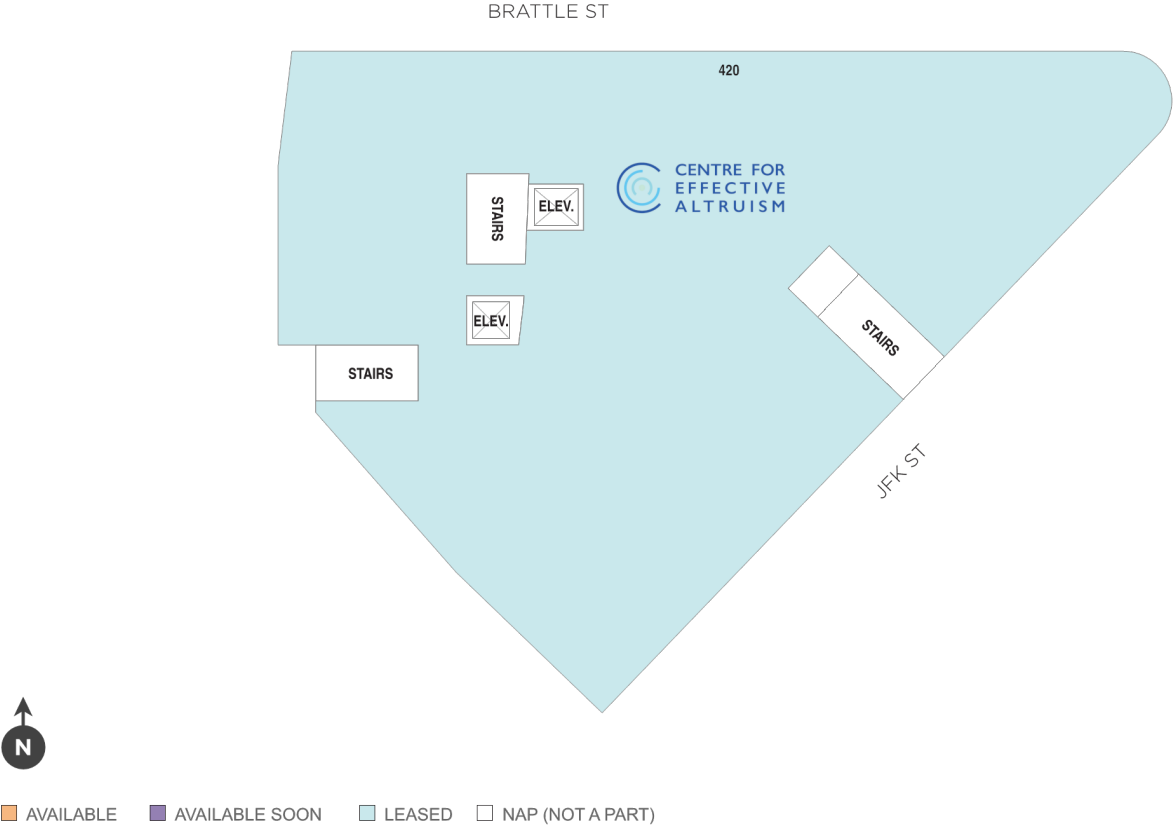
The Abbot

1-30 Brattle St, Cambridge, MA 02138

THE ABBOT

Fourth Level

SPACE	TENANT	SF
420	CENTRE FOR EFFECTIVE ALTRUISM	16,821



1 of 1 (Fourth Level Site Plan)

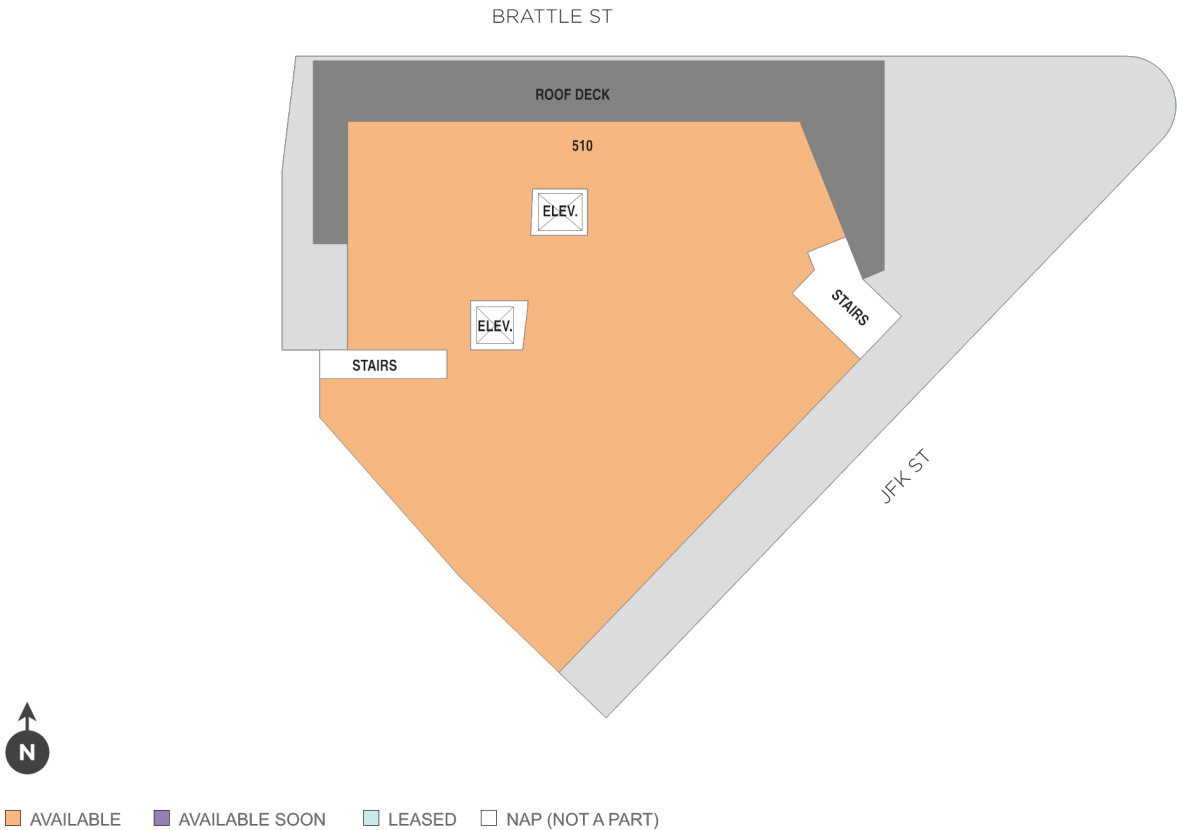
The Abbot

📍 1-30 Brattle St, Cambridge, MA 02138

THE ABBOT

Fifth Level

SPACE	TENANT	SF
510	AVAILABLE	11,664



1 of 1 (Fifth Level Site Plan)

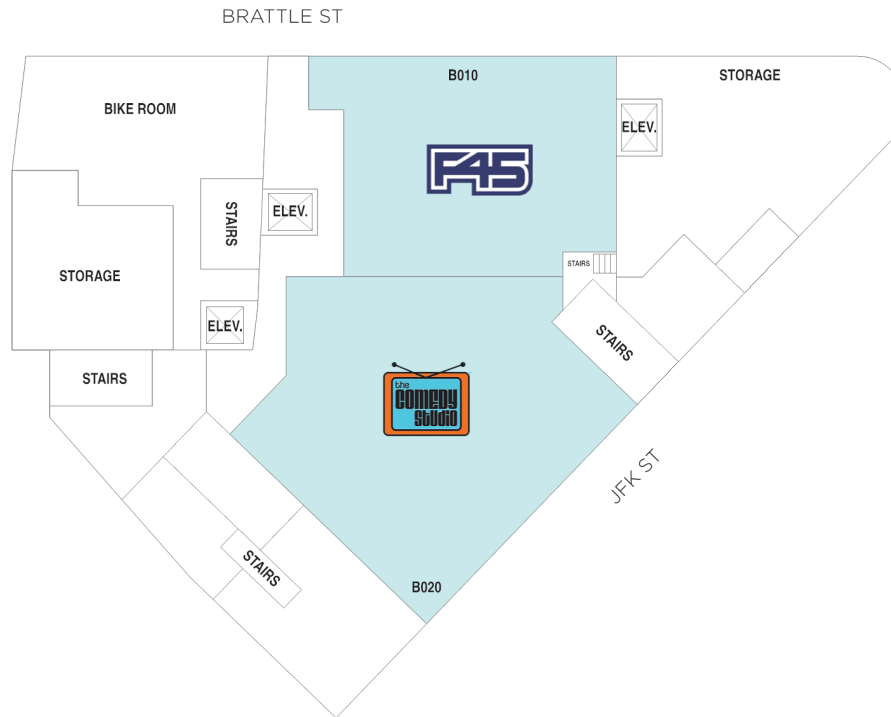
The Abbot

📍 1-30 Brattle St, Cambridge, MA 02138

THE ABBOT

Lower Level

SPACE	TENANT	SF
B010	F45 TRAINING	2,701
B020	THE COMEDY STUDIO	3,400



AVAILABLE
 AVAILABLE SOON
 LEASED
 NAP (NOT A PART)

1 of 1 (Lower Level Site Plan)